

REVIEW

Open Access

# Ethnomedicinal and phytochemical review of Pakistani medicinal plants used as antibacterial agents against *Escherichia coli*

Muhammad Adnan<sup>1\*†</sup>, Roqia Bibi<sup>1†</sup>, Sakina Mussarat<sup>1†</sup>, Akash Tariq<sup>1†</sup> and Zabta Khan Shinwari<sup>2†</sup>

## Abstract

Medicinal plants have always been part of human culture and have the potential to cure different diseases caused by microorganisms. In Pakistan, biologists are mainly focusing on plants' antimicrobial activities against *Escherichia coli* due to its increasing resistance to antibiotics. In total, extracts from 34 ethnomedicinally valuable Pakistani plants were reported for *in-vitro* anti-*E. coli* activities. Mostly methanolic extracts of medicinal plants were used in different studies, which have shown comparatively higher inhibitory activities against *E. coli* than n-hexane and aqueous extracts. It has been found that increasing concentration (mg/ml) of methanolic extract can significantly increase ( $p < 0.01$ ) anti-*E. coli* activities. Not all medicinal plants are extracted in solvents others than above, which should also be tested against *E. coli*. Moreover, medicinal plant species must be fully explored phytochemically, which may lead to the development of new drugs.

**Keywords:** Medicinal plants, Biological screening, Ethnomedicines, Phytochemistry, Bacteria

## Introduction

Therapeutic properties of medicinal plants are well recognized at global level [1]. As an estimate, over 50% of modern clinical drugs have natural products' origin [2]. World Health Organization has emphasized on the use of traditional medicines and reported about 80% of population from developing countries relies on medicinal plants for their primary health care [3,4]. It is believed that more than 8,000 plants species in South Asia carries medicinal properties, of which 1000 exists in Pakistan [5]. Local people use these medicinal plants for the treatment of various ailments through their indigenous knowledge [6]. However, due to modernization, traditional medicines are only practiced in remote rural areas [7,8].

In Pakistan, pathogenic bacteria are causing serious infectious diseases like gastro-intestinal, pneumonia, pulmonary and skin related. A number of Pakistani medicinal plants have been tested for their antimicrobial activities [9]. These plants contain different phytochemicals such as

alkaloids, glycosides, saponins, resins, oleoresins, sesquiterpene lactones and oils (essential and fixed). Other compounds like furanocoumarins, hydroxycoumarins, naphthoquinones, acylphloroglucinols and sterones have also been isolated from these species. It was identified that 74% of the 119 plant derived drugs were discovered as a result of isolation of active substances from medicinal plants [10].

*Escherichia coli* are gram negative bacteria, and mainly responsible for urinary tract and gastro-intestinal infections in human [11]. They are the best and most studied free-living microorganisms [12,13]. Some strains of *E. coli* live as harmless commensalism in animals' intestines while others causes serious diseases. These strains included enteropathogenic, enterohemorrhagic, enteroinvasive, enterotoxigenic, and enteroaggregative [14]. The enterohemorrhagic *E. coli* strain (EHEC) O157:H7 was first recognized as a gastro-intestinal pathogen in 1982 and became a world-wide public health problem [15]. However, most of the diseases caused by these bacteria are being treated locally using medicinal plants. Different methods like biological screening, isolation of compounds and clinical trials have been used to find out the efficacy

\* Correspondence: ghurzang@hotmail.com

†Equal contributors

<sup>1</sup>Department of Botany, Kohat University of Science and Technology, Kohat 26000, Pakistan

Full list of author information is available at the end of the article

of medicinal plants against microorganisms causing a particular disease [16,17].

Emergence of multiple drug resistant bacterial strains due to indiscriminate use of antibiotics has generated a keen interest in the discovery of effective plants derived drugs [18]. *E. coli* are showing increased resistance to different antibiotics like amoxicillin and trimethoprim [19,20]. Hence, searching of alternative and effective medicines from plants against such resistant bacteria has become an important concern all over the world [21]. Antibiotics on one side became ineffective to bacterial strains but also costly for the poor communities of developing world [22,23]. Furthermore, the antibiotics may be associated with adverse effects including hypersensitivity and immune suppression [24]. Therefore, this review was designed with the aim to (i) compile the available fragmented literature on anti-*E. coli* effect of Pakistani medicinal plants, and (ii) suggest measures on newer and safer herbal drugs for the diseases caused by the *E. coli*. Furthermore, this review will provide knowledge on ethnomedicines and phytochemistry of those Pakistani medicinal plants having anti-*E. coli* potential. Above all, this review will provide baseline information for chemists, pharmacists and pharmacologists to carry out in-depth *in-vitro* and *in-vivo* activities for the development of novel drugs against *E. coli* with low cost and less side effects on living system.

## Methodology

### Literature selection

Online literature on antibacterial activities of Pakistani medicinal plants against *E. coli* was searched and gathered using online bibliographic databases including Google Scholar, ISI Web of Knowledge and Science Direct Navigator, as well as some libraries sources. An extensive number of published and unpublished articles and reports

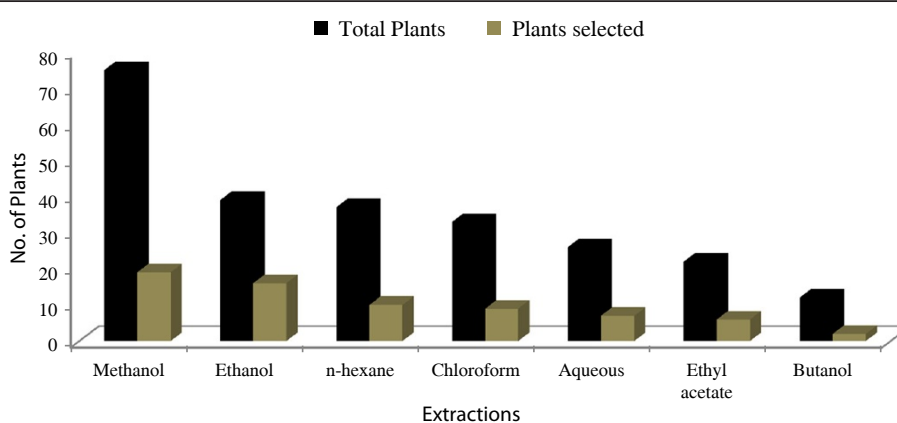
were found on Pakistani medicinal plants extracted with different solvents (methanol, ethanol, ethyl acetate, n-hexane, chloroform etc.) for their *in-vitro* biological screening. In total, 112 plants were found tested for their *in-vitro* anti-*E. coli* in Pakistan. However, this review consisted of 34 plants, on which sufficient information were available regarding extracts' concentrations (mg/ml) necessary for maintaining uniformity in the data. This study is the combination of anti-*E. coli* activities, ethnomedicinal properties and phytochemistry of reported medicinal plants that were collected from the available literature.

### Extraction techniques used in Pakistan

Extraction is the process of separation of active metabolites of medicinal plants using different solvents through standard procedures. Common techniques used in Pakistan for extraction process are Maceration, Infusion, Percolation, Decoction and Soxhlet [25,26]. Maceration is the most proffered technique, in which powdered plant-drug is kept in a container with solvent for a defined period with frequent stirring until soluble matter is dissolved [27].

### Data organization and statistical analysis

Data was organized and tabulated using Microsoft Excel 2007 and Word 2007. First table was designed on the *in-vitro* anti-*E. coli* activities of Pakistani medicinal plants. This table consisted of data on the concentrations of plant extracts (uniformed to mg/ml) and their anti-*E. coli* zone of inhibition (uniformed to mm). Second table composed of ethnomedicinal properties and phytochemistry of reported medicinal plants. Figure 1 depicts total number of medicinal plants used against *E. coli* in Pakistan, which justifies the criteria of species' selection for this review. Pearson correlation was applied using SPSS between plant extracts' concentrations and anti-*E. coli* zone of inhibition



**Figure 1** Pakistani medicinal plants extracted with different solvents. Plants selected indicate those that are selected out of total species for this review.

(Figures 2 and 3). Furthermore, Figure 4 was developed in Chemdraw, which illustrates active phytochemical of selected medicinal plants having anti-*E. coli* activities.

## Discussion

### Medicinal plants extracted with methanol and ethanol

Methanol and ethanol are organic compounds used for the extractions of different medicinal plants. These solvents are mostly preferred throughout the world for extraction process [28]. Present review showed that majority of plant species (19) were extracted using methanol solvent (Figure 1). The higher use of methanol might be associated with its higher antibacterial activities in comparison to other solvents. Statistically plant extracts' of methanolic concentrations (mg/ml) in DMSO have significantly increased the anti-*E. coli* inhibitory activities (Figures 2 and 3).

Ethanol extracts of certain plants also showed excellent inhibitory activities. Anti-*E. coli* inhibitory activities of methanol and ethanol might be related to their polar nature, due to which these solvents can easily degrade the cell wall of medicinal plants and helps in releasing polyphenols from cells. Ncube *et al.* [27] mentioned that polyphenols are best in their antibacterial activities. Polyphenols are

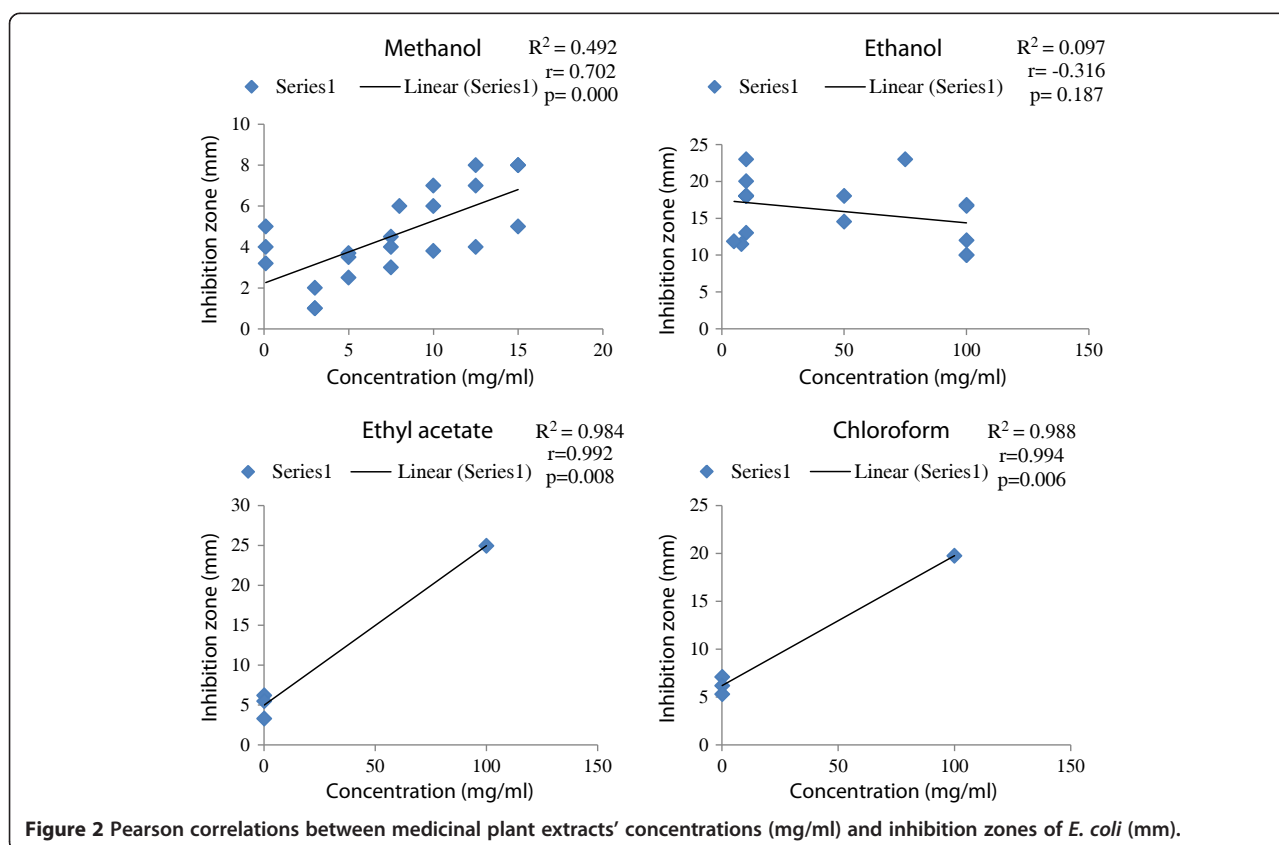
organic in nature, which can be obtained through methanolic and ethanolic extractions [16].

### *Withania somnifera*

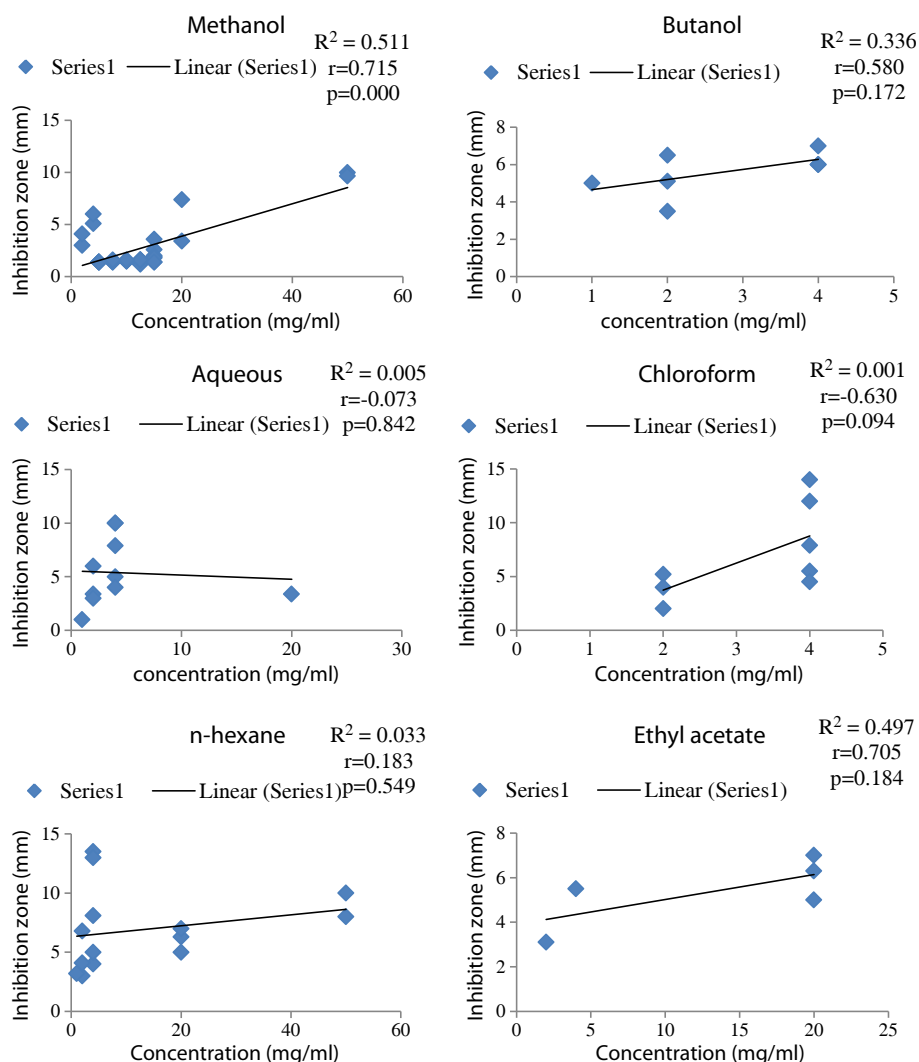
*W. somnifera* is widely used as traditional medicine in remote areas of Pakistan for various ailments (Table 1). Mahmood *et al.* [29] described that methanolic extract of *W. somnifera* at different concentrations 15, 10, 5 and 3 mg/ml showed 8, 7, 3.7 and 1 mm inhibition against *E. coli*, respectively. Leaves extract of *W. somnifera* showed 18 mm inhibition against *E. coli* at 10 mg/ml concentration [30] (Table 2). These strong antibacterial activities of *W. somnifera* might be due to the presence of Withanolides (Figure 4.3), which have been isolated from the leaves [31] (Table 1).

### *Justicia adhatoda*

*J. adhatoda* is traditionally being used for the treatment of variety of diseases caused by *E. coli* and other microorganisms (Table 1). Limited inhibition of methanolic extracts of its leaves was found against *E. coli* (Table 2). *J. adhatoda* showed 2 mm inhibition at 15 mg/ml concentration, 1.6 mm inhibition at 12.5 mg/ml concentration, 1.5 mm at 10 mg/ml and 1.4 mm at 7.5 mg/ml



**Figure 2** Pearson correlations between medicinal plant extracts' concentrations (mg/ml) and inhibition zones of *E. coli* (mm).



**Figure 3** Pearson correlations of different concentration of medicinal plants extracts dissolved in DMSO solvent (mg/ml) and inhibition zones of *E. coli* (mm).

concentration when dissolved in DMSO (Table 2). Studies have revealed the presence of alkaloids in the methanolic extract of its leaves (Table 1). Alkaloids isolated from *J. adhatoda* showed bronchodilator activity [86], however not evaluated for antimicrobial activities.

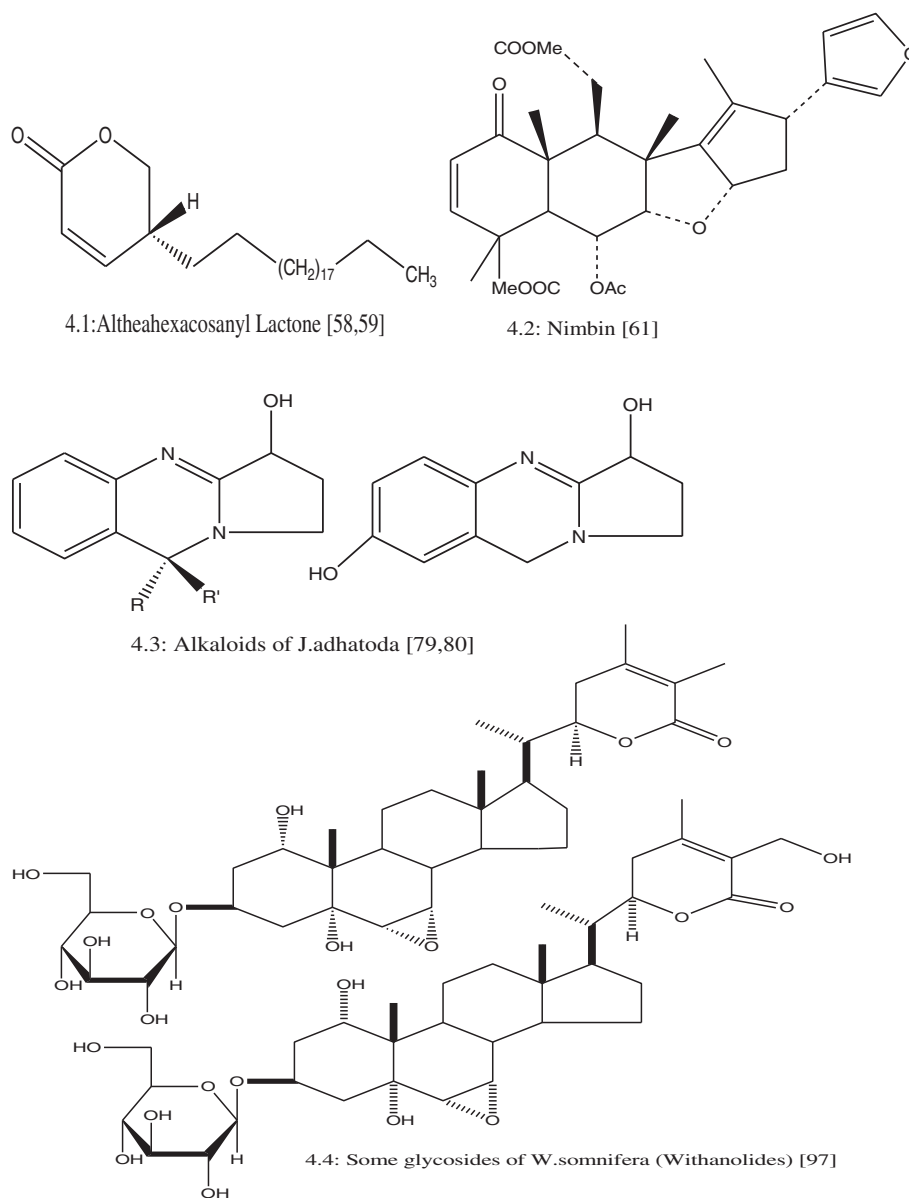
#### ***Althaea officinalis***

Roots of *A. officinalis* are very useful and traditionally used for intestinal and respiratory problems. The methanolic extract of roots, leaves and flowers of *A. officinalis* when dissolved in DMSO have shown 1.9 mm inhibition against *E. coli* (Table 2). Phytoconstituents like altheahexacosanyl lactone (Figure 4.1), altheacalamene,  $\beta$ -sitositerol, altheacoumarin glucoside and other constituents have been obtained from the methanolic and ethanolic extract of root, seeds and leave of *A. officinalis* (Table 1). The anti-*E. coli* activity of this plant could be due to presence

of these compounds. However, further studies are required in order to find out the constituents that may have strong potential against *E. coli*.

#### ***Azadirachta indica***

Ethnomedicinally, *A. indica* is considered one of medicinal plants having great potential against variety of diseases (Table 1). For instance, the decoction of leaves is used for curing digestive and gastric problems. Leaves are dried, crushed and powder is mixed with small quantity of water and taken as remedies of freckles on face and increase appetite by lessening stomach flatulence and killing intestinal worms [35,36]. Ethanolic extract of leaves of *A. indica* showed 18 and 23 mm inhibition at 50 and 75 mg/ml, respectively against *E. coli* [78]. More than 135 compounds have been isolated so far from different parts of *A. indica*, however not of them are



**Figure 4** Structure of chemical compounds isolated from plants having antibacterial activities.

studied for their biological activities. Nimbin (Figure 4.2) and Nimbidin are major crude bitter principle extracted from the oil of seed kernels of *A. indica*, which have demonstrated several biological activities including anti-fungal, antibacterial and anti-inflammatory [76].

#### ***Mentha longifolia***

Traditionally the decoction of *M. longifolia* is used for cholera, diarrhea and stomach problems in the rural area of Pakistan [61]. The ethanolic extract of leaves of *M. longifolia* showed 18 mm inhibition against *E. coli* when dissolved in their respective solvent at 10 mg/ml (Table 1).

Monoterpenes and sesquiterpenes present in aerial parts were found to possess antibacterial activities [87]. *M. longifolia* has also been scientifically proved for its insecticidal [87], antispasmodic and antiplatelet properties [88].

#### ***Delonix regia***

Ethnomedicinally, the root of *D. regia* has been proved very potent against abdominal pain while leaves are used as anti-inflammation. *In-vitro* ethanolic extract of *D. regia* has shown 10 mm zone of inhibition at 100 mg/ml concentration against *E. coli* [12] (Table 2). Large number of phytoconstituents such as tannins, triterpenoids,

**Table 1 Ethnobotany and phytochemistry of Pakistani medicinal plants**

| Plant Species/<br>Family names                              | Part used                     | Extract                                 | Phytoconstituents   | Ethnobotany  | Mode of preparation   | Route of admin. | References |
|---|-------------------------------|---|---|--|---|-----------------|------------|
| <i>Althaea officinalis</i><br>Linn Malvaceae                | Seed, root,<br>leaves, flower | Methanol                                | n-hexacos-2-enyl-1,5-olide (altheahexacosanyl lactone), 2β-hydroxycalamene (altheacalamene) and 5,6-dihydroxycoumarin-5-dodecanoate-6β-D-glucopyranoside (altheacoumarin glucoside), lauric acid, β-sitosterol and lanosterol. Dihydrokaempferol 4'-O-glucoside, Tiliroside, Hypolaetin 8-O-gentiobioside | Expectorant, demulcent, burns, snake bite, asthma, bronchitis pneumonia, rheumatism, kidney and bladder problems | Decoctions of the plant, especially of the root, are very useful for intestinal problems. Seeds, leaves and flowers are boiled in wine or milk and taken to relieve diseases like chest, coughs, bronchitis and whooping-cough.   | Oral, dermal    | [32-34]    |
| <i>Azadirachta indica</i><br><i>Adr. Juss.</i><br>Meliaceae | Leaves                        | Ethanol                                 | Azadirachtin  | Antiseptic, digestive and gastric problems, skin diseases, stomach flatulence                                    | Decoction of leaves is taken for digestive and gastric problems. Fresh leaves are boiled in water and tied on wounds. Leaves are dried, crushed and powder is mixed with small quantity of water and taken for the remedy of freckles on face and increase appetite by lessening stomach flatulence and killing worms.  | Oral, dermal    | [35-37]    |
| <i>Calendula arvensis</i><br>L. Compositae                  | Leaves                        | Ethanol                                 | 28-O-β-D-glucopyranoside-3-β-O-(O-β-D-galactopyranosyl (1 → 3)-β-D-glucopyranoside.<br><br>3-β-O-(O-β-D-galactopyranosyl (1 → 3)-β-D-glucopyranoside.   | Hepatitis and spleen enlargement control   | Decoction of leaves is used as required.  | Oral            | [35,38]    |
| <i>Calotropis procera</i><br>Ait. f., Hort.<br>Solanaceae   | Stem, leaves                  | Methanol,<br>aqueous                    | alkaloids, flavonoids, tannins, steroids, triterpenoids, saponins   | Expectorant, anthelmintic, cholera, asthma, earache, pyorrhea, gastro-intestinal diseases                        | Stem latex is used in earache and asthma. Infusion of leaves used for stomach problems.   | Oral, dermal    | [35,39]    |
| <i>Cannabis sativa</i> L.<br>Cannabaceae                    | Leaves                        | Ethanol                                 | Anhydrocannabisativine<br><br>Cannabisativine<br><br>cannabinoids<br><br>N-(p-hydroxy-β-phenylethyl)-p-hdroxy-(trans)-cinnamide   | Sedative, anodyne, narcotic  | Whole plant extract is effective cure of livestock dysentery. <i>Cannabis</i> is also used for the treatment of number of condition including AIDS, multiple sclerosis and thermotherapy induced nausea. Its decoction is used for the treatment of the cancer, neuro protection, fever and high blood pressure. It cause hallucination when drunk in excessive quantity. | Oral, dermal    | [40-42]    |
| <i>Carum copticum</i> L.<br>Apiaceae                        |                               | Methanol, ethanol,<br>n-hexane, acetone |   | Appetizers, kidney stone, digestion and whooping cough   | Seeds are taken with little salt for gas trouble as stomach tonic.  | Oral            | [36,43]    |

**Table 1 Ethnobotany and phytochemistry of Pakistani medicinal plants (Continued)**

|   |                      |                   |   |  |   |              |            |
|---|----------------------|-------------------|---|--|---|--------------|------------|
| <i>Cichorium Intybus</i><br>L. Asteraceae                     | Root                 | Methanol          | [lup-12,20 (29)-dien-3 $\beta$ -ol-3 $\beta$ -L-arabinofuranosyl-2' -hexadecanoate]<br><br>[lup-12,20 (29)-dien-3 $\beta$ -olyl hexadecanoate]<br><br>[4 $\beta$ -(pent-2-enylolactone)-hexatriacontane]  | Abdominal pain, diarrhea   | The whole plant is used for carminative purposes.   | Oral         | [34,40,44] |
| <i>Cinnamomum zeylanicum</i> Blume.<br>Lauraceae              | Kohat                | n-hexane          | carbohydrates, alkaloids, tannins, steroids, tannins, flavonoids, glycosides  | Toothache and sore gums, carminative, stimulant, anti-microbial, anti-fungal   | Bark is boiled in water and makes tea and sipped.   | Oral         | [45]       |
| <i>Cistanche tubulosa</i> (Schenk) R. Wight.<br>Orobanchaceae | Stem                 | Methanol          | Glycosides, monoterpenes  |  |   |              | [46]       |
| <i>Datura innoxia</i> Mill.<br>Solanaceae                     | Seed                 | Methanol          | Daturadiol, daaturaolone, 3 $\beta$ ,6 $\beta$ -dihydroxyoleane-12-ene, 3-oxo-6 $\beta$ -hydroxyoleane-12-ene   | anti-inflammatory, laxative antispasmodic, sedative, malaria   | Smoke of the plant is inhaled to cure asthma. Fruits are used in malaria. Fruit is used to reveal cardiac pains and distress. Leaves are used in earache. The juice of the fruit is applied to the scalp for curing dandruff and falling hairs. | Dermal       | [34,35,47] |
| <i>Delonix regia</i> L.<br>Leguminosae                        | Stem, bark, leaves   | Ethanol, methanol | L-Azetidine-2-carboxylic acid, lupeol, epilupeol, b-sitosterol, stigmasterol and p- methoxybenzaldehyde alkaloids, tannins, triterpenoids, steroids, glycosides, flavonoids, so-flavones, flavones, anthocyanine, coumarines, lignins, vitamin-A, vitamin-E, vitamin-C. $\beta$ -Amyrin, hesperitin | Abdominal pains, bronchitis and pneumonia  | Root decoction is used for abdominal pains and in the treatment of scorpion bite. The leaves extract is used as anti-inflammatory. The herb is also used in bronchitis and pneumonia in infants. It is used as a carminative.                   | Oral         | [48-50]    |
| <i>Dodonaea viscosa</i> L.<br>Capparidaceae                   | Leaves, aerial parts | Ethanol           | Tannins, saponins, flavanoids and terpenoids  | Astringent, anti rheumatic, swelling cutaneous, skeletal and gastro-intestinal diseases and burns  | Grind the leaves and add small amount of water (Infusion) to make fine paste for dermal use.  | Oral, dermal | [40,51]    |
| <i>Eucalyptus camaldulensis</i> Dehnh.<br>Myrtaceae           | Leaves               | Ethanol           | Ellagitannins, flavonoids, phloroglucinol derivatives and galloyl esters.   | Flu and cold   | Five to ten leaves boiled in water and decoction is taken for flu twice a day.  | Oral         | [36,52]    |
| <i>Ficus carica</i> L.<br>Moraceae                            | Leaves, fruit        | Ethanol           | Steroids, triterpenoids, cumarines, flavanoids and glycoside  | Respiratory, gastro intestinal, urinary and cutaneous diseases, demulcent, laxative, antiseptic, constipation, flatulence, measles, dysentery, bladder problems and verrucas | Burn the leaves and the ash is sprayed on the wounds dermally. Decoction is used for intestinal problems. Fresh fruit used in anemia and constipation. Latex obtained from the stem and leaves for checking bleeding.                           | Oral, dermal | [34,53]    |
| <i>Glycyrrhiza glabra</i> L.<br>Leguminosae                   | Root                 | Methanol          | Glycyrrhizin  | Respiratory illness, cough   | Dried root are crushed and powder taken orally.   | Oral         | [54]       |

**Table 1 Ethnobotany and phytochemistry of Pakistani medicinal plants (Continued)**

|  |                      |                   |  |  |   |                         |
|--|----------------------|-------------------|--|--|---|-------------------------|
| <i>Hyssopus officinalis</i><br>L. Lamiaceae            | Leaves               | Methanol          | a-Glucosidase inhibitors. quercetin 7-O-β-D-apiofuranosyl-(1 → 2)-β-D-xylopyranoside and quercetin 7-O-β-D-apiofuranosyl-(1 → 2)-β-D-xylopyranoside 3'-O-β-D-glucopyranoside   | asthma, cough, bronchitis, fever, trauma, rheumatism   |   | [55,56]                 |
| <i>Justicia adhatoda</i><br>L. Acanthaceae             | Leaves               | Methanol          | Alkaloids  | Diuretic, jaundice, antispasmodic cough, asthma, bronchitis, tuberculosis, rheumatism, gastro-intestinal, diarrhea, dysentery, antimicrobial | Grind the leaves and mix it with honey. The paste is used dermally around the swelling. Decoction is used for respiratory diseases and diarrhea.  | Oral, dermal [57-59]    |
| <i>Malva neglecta</i><br>Wall. Malvaceae               |                      | Methanol          |  | Purgative  |   | [40]                    |
| <i>Malva sylvestris</i> L.<br>Malvaceae                | Leaves, root, flower | Methanol          | (2-methyl-3-methoxy-5,6-dihydroxy-1,4-naphthoquinone)  |  |   | [60]                    |
| <i>Mentha longifolia</i><br>L. Lamiaceae               | Leaves               | Ethanol           | Longifone, (longiside-A and -B) and flavanone-glycoside (longitin) tricetin 7-O-methylether 3'-O-glucoside 5'-O-rhamnoside, tricetin 3'-O-glucoside 5'-O-rhamnoside and tricetin 3'-O-rhamnosyl- 1 → 4 -rhamnoside   | Carminative, diarrhea, dysentery and stomachache   | The dried plant is use for the treatment of diarrhea and its " <i>chatenii</i> " is good tonic for improvement of stomach. The tea of leaf with lemon extract is common household tonic to cure cold, flu, respiratory disorders. | Oral [40,61,62]         |
| <i>Olea europaea</i> . L.<br>Oleaceae                  | Leaves               | Ethanol           | Oleuropein, Hydroxytyrosol, Luteoline-7-glucoside  |  |   | [63,64]                 |
| <i>Otostegia limbata</i><br>(Benth.) Boiss<br>Labiatae | Leaves, root         | Ethanol, methanol | 5-hydroxy-2-(4-hydroxyphenyl)-4-oxo-7-[(α-L-rhamnopyranosyl) oxy]-4H-chromen-3-yl β-D-glucopyranosyl-(1 → 2)-[β-D-glucopyranosyl-(1 → 4)]-[6-O-[(2E)-3-(4-hydroxyphenyl) prop-2-enoyl]-β-D-glucopyranosyl-(1 → 3)]-α-L-rhamnopyranoside, 5-hydroxy-2-(4-hydroxyphenyl)-4-oxo-7-[(α-L-rhamnopyranosyl) oxy]-4H-chromen-3-yl [6-O-[(2E)-3-(4-hydroxyphenyl) prop-2-enoyl]-β-D-glucopyranosyl-(1 → 2)]-[β-D-glucopyranosyl-(1 → 4)]-[6-O-[(2E)-3-(4-hydroxyphenyl) prop-2-enoyl]-β-D-glucopyranosyl-(1 → 3)]-α-L-rhamnopyranoside | Wounds, gum diseases, dental, cutaneous diseases   |   | Oral [35,65]            |
| <i>Paeonia emodi</i><br>Wall. ex Royle<br>Paeoniaceae  | Root, flower, leaves | Methanol          | Monoterpenes, monoterpene glycosides, triterpenoids, flavonoids, phenols and tannins   | Backache, epilipsy, convulsions, uterine diseases, vomiting, cholera, whooping cough, diarrhea   | The leaves of <i>Ruta graveolens</i> , <i>Paeonia emodi</i> root, are grounded together and sieved through a cloth. <i>Mamordica charantia</i> and water are mixed together and added to sufuf formed.                            | Oral, dermal [34,66-68] |



**Table 1 Ethnobotany and phytochemistry of Pakistani medicinal plants (Continued)**

|   |                            |   |  |  |  |              |            |
|---|----------------------------|---|--|--|--|--------------|------------|
| <i>Phyllanthus emblica</i><br>L. Euphorbiaceae                            | Fruit, leaves              | Methanol  | kaempferol-3-O- $\alpha$ -L-(6"-methyl)-rhamnopyranoside, kaempferol-3-O- $\alpha$ -L-(6"-ethyl)-rhamnopyranoside 5-hydroxymethylfurfural Quercetin, gallicacid  | Carminative, stomachic, diuretic, laxative cooling effect, asthma, bronchitis, scurvy, cardiac, tuberculosis, diabetes, gonorrhoea, rheumatism, jaundice, dysentery, diarrhea                      | Dried fruits are grind and taken with water against dysentery and diarrhea   | Oral         | [34,69,70] |
| <i>Ricinus communis</i><br>L. Euphorbiaceae                               | Leaves, seed               | Ethanol   | DPPH (1,1-diphenyl-2-picrylhydrazyl), Gallic acid, quercetin, gentisic acid, rutin, epicatechin and ellagic acid   | Emetic, narcotic, purgative, swelling, prolapse of uterus, gastro-intestinal diseases, rheumatism, paralysis, asthma, cough and constipation   | Seed oil mixed with decoction of jaman ( <i>Cordia Oblique</i> ) leaves is given to cattle for constipation problems and increase appetite. Its leaf extract with ( <i>Grewia</i> sp) bark fiber and fruit is frequently used for prolapse of uterus and easy delivery and to hasten release of birth in cattle. | Oral, dermal | [34,40,71] |
| <i>Solanum surrattense</i> Burrr. f.<br>Solanaceae                        | Whole plant                | Methanol  |  | Chest pain, vomiting, burning feet, cough, asthma, expectorant, stomachache, diuretic, gonorrhoea, urinary, gastro-intestinal diseases   | Fruit is dried, crushed and powder is taken for abdomen pain and gas trouble.  | Oral         | [29,36,59] |
| <i>Solanum xanthocarpum</i><br>Schrad. and Wendl. Sert. Hanov. Solanaceae | Leaves, stem, flower, root | Ethanol   | Carpesterol and four steroidal glycosides, alkaloids, sterols, saponine, flavonoids, glycosides  |  |  |              | [72,73]    |
| <i>Trigonella foenum graecum</i> L.<br>Leguminosae                        | Seeds, stem, Leaves        | Ethanol   | 5,7,3'-trihydroxy-5'-methoxyisoflavone, biochanin A, formononetin, irilone, tricin, daidzein, calycosin, orientin-2"-O-p-trans-coumarate, vitexin-2"-O-p-trans-coumarate, and tricin-7-O- $\beta$ -D-glucopyranoside   | anticancer, anti-inflammatory, antiseptic, aphrodisiac, astringent, anthelmintic, wound healing, gastroprotective, chronic cough, leprosy, heart disease, antidiabetic, diarrhea, urethra prolapse | 200 g seeds are ground and the resulting powder is used orally after washing urethra with a sugar and potash alum (potassium alum) mixture for 4–5 days. 50 g seeds are mixed with fodder and fed to animal for 3–4 days.  | Oral         | [34,74,75] |
| <i>Viscum album</i> L.<br>Loranthaceae                                    | Leaves, twigs              | Ethyl acetate, chloroform, ethanolic, methanolic, aqueous | 4'-O-[ $\beta$ -D-Apiosyl (1 $\rightarrow$ 2)]- $\beta$ -D-glucosyl]-5-hydroxyl-7-O-sinapylflavanone, 3-(4-acetoxy-3,5-dimethoxy)-phenyl-2E-propenyl- $\beta$ -D-glucopyranoside, 3-(4-hydroxy-3,5-dimethoxy)-phenyl-2E-propenyl- $\beta$ -D-glucopyranoside, 5,7-dimethoxy-4'-O- $\beta$ -D-glucopyranoside flavanone, 4',5-dimethoxy-7-hydroxy flavanone, and 5,7-dimethoxy-4'-hydroxy flavanone | Anti-inflammatory, emetic, purgative, anti – diabetic, hernia  |  |              | [76]       |
| <i>Withania somnifera</i> Dunal.<br>Solanaceae                            | Fruit, leaves              | Methanol, ethanolic                                       | withanosides I, II, III, IV, V, VI, and VII  | Anthelmintic, leucorrhoea, tuberculosis abdominal pain   | Fruit is given to children for removing abdominal pain. Decoction is used for blood purification.  | Oral         | [35,31]    |

**Table 1 Ethnobotany and phytochemistry of Pakistani medicinal plants (Continued)**

|  |       |          |  |  |          |      |         |
|--|-------|----------|--|--|----------|------|---------|
| <i>Ziziphus vulgaris</i> Miller.<br>Rhamnaceae | Fruit | Methanol | 3-O-robinobioside, quercetin 3-O-rutinoside, 3-O- $\alpha$ -L-arabinosyl-(1 $\rightarrow$ 2)- $\alpha$ -L-rhamnoside, 3-O- $\beta$ -D-xylosyl-(1 $\rightarrow$ 2)- $\alpha$ -L-rhamnoside, 3',5'-di-C- $\beta$ -D-glucosylphloretin, 3-O- $\beta$ -D-xylosyl-(1 $\rightarrow$ 2)- $\alpha$ -L-rhamnoside-4'-O- $\alpha$ -L-rhamnoside, | Laxative, cutaneous and gastro-intestinal diseases | Infusion | Oral | [29,35] |
|--|-------|----------|--|--|----------|------|---------|

**Table 2 Antibacterial activities of Pakistani medicinal plants against *E. coli* at different concentration**

| Plant Species                         | Location                        | Part used            | Extract       | Concentration (mg/ml) | Zone of inhibition (mm) | References |
|---------------------------------------|---------------------------------|----------------------|---------------|-----------------------|-------------------------|------------|
| <i>A. officinalis</i>                 | Muzaffarabad                    | Root, leaves, flower | Methanol      | 15 (D)                | 1.9                     | [77]       |
| <i>A. indica</i>                      | Faisalabad                      | Leaves               | Ethanol       | 50 (C)                | 18                      | [78]       |
|                                       |                                 |                      |               | 75 (C)                | 23                      |            |
| <i>C. arvensis</i>                    | Cherat, Mardan, Malakand, Kohat | Leaves               | Ethanol       | 10 (C)                | 18                      | [30]       |
| <i>C. procera</i>                     | Kohat                           | Stem                 | n-hexane      | 4 (D)                 | 4                       | [17]       |
|                                       |                                 |                      | Methanol      | 4 (D)                 | 5.1                     |            |
|                                       |                                 |                      | Aqueous       | 4 (D)                 | 5                       |            |
|                                       |                                 |                      | Chloroform    | 4 (D)                 | 5.5                     |            |
|                                       |                                 |                      | Butanol       | 4 (D)                 | 6                       |            |
|                                       |                                 |                      | n-hexane      | 2 (D)                 | 3                       |            |
|                                       |                                 |                      | Methanol      | 2 (D)                 | 3                       |            |
|                                       |                                 |                      | Aqueous       | 2 (D)                 | 3.4                     |            |
|                                       |                                 |                      | Chloroform    | 2 (D)                 | 2                       |            |
|                                       |                                 | Butanol              | 2 (D)         | 3.5                   |                         |            |
|                                       |                                 | Leaves               | n-hexane      | 4 (D)                 | 8.1                     |            |
|                                       |                                 |                      | Aqueous       | 4 (D)                 | 7.9                     |            |
|                                       |                                 |                      | chloroform    | 4 (D)                 | 7.9                     |            |
|                                       |                                 |                      | Butanol       | 4 (D)                 | 6                       |            |
|                                       |                                 |                      | n-hexane      | 2 (D)                 | 6.8                     |            |
|                                       |                                 |                      | Aqueous       | 2 (D)                 | 6                       |            |
|                                       |                                 |                      | chloroform    | 2 (D)                 | 5.2                     |            |
|                                       |                                 |                      | Butanol       | 2 (D)                 | 5.1                     |            |
|                                       |                                 |                      |               |                       |                         |            |
| <i>C. sativa</i>                      | Cherat, Mardan, Malakand, Kohat | Leaves               | Ethanol       | 10 (C)                | 20                      | [30]       |
| <i>C. copticum</i>                    | Kohat                           |                      | Methanol      | 50 (D)                | 10                      | [9]        |
|                                       |                                 |                      | Ethanol       | 50 (D)                | 11                      |            |
|                                       |                                 |                      | n-hexane      | 50 (D)                | 8                       |            |
| <i>C. Intybus</i>                     | Sawabi, Gawadar                 |                      | n-hexane      | 20 (D)                | 6.3                     | [79]       |
|                                       |                                 |                      | Chloroform    | 20 (D)                | 7                       |            |
|                                       |                                 |                      | Ethyl acetate | 20 (D)                | 6.3                     |            |
| <i>C. Intybus</i>                     | Mardan                          | Roots                | Methanol      | 20 (D)                | 7.4                     | [80]       |
|                                       |                                 |                      | n-hexane      | 20 (D)                | 5                       |            |
|                                       |                                 |                      | chloroform    | 20 (D)                | 6.2                     |            |
|                                       |                                 |                      | Ethyl acetate | 20 (D)                | 7                       |            |
| <i>Cichorium Noenum L. Asteraceae</i> | Sawabi, Gawadar                 |                      | Methanol      | 20 (D)                | 3.4                     | [79]       |
|                                       |                                 |                      | n-hexane      | 20 (D)                | 7                       |            |
|                                       |                                 |                      | Chloroform    | 20 (D)                | 5                       |            |
|                                       |                                 |                      | Ethyl acetate | 20 (D)                | 5                       |            |
| <i>C. zeylanicum</i>                  | Kohat                           |                      | Aqueous       | 20 (D)                | 3.4                     | [9]        |
|                                       |                                 |                      | n-hexane      | 50 (D)                | 10                      |            |

**Table 2 Antibacterial activities of Pakistani medicinal plants against *E. coli* at different concentration (Continued)**

|                         |                                 |              |               |          |     |      |
|-------------------------|---------------------------------|--------------|---------------|----------|-----|------|
| <i>C. tubulosa</i>      | KDA Karak                       |              | Methanolic    | 4 (D)    | 6   | [81] |
|                         |                                 |              |               | 2 (D)    | 4.1 |      |
|                         |                                 |              | Aqueous       | 4 (D)    | 4   |      |
|                         |                                 |              |               | 2 (D)    | 3   |      |
|                         |                                 |              |               | 1 (D)    | 1   |      |
|                         |                                 |              | Ethyl acetate | 4 (D)    | 5.5 |      |
|                         |                                 |              |               | 2 (D)    | 3.1 |      |
|                         |                                 |              | Chloroform    | 4 (D)    | 4.5 |      |
|                         |                                 |              |               | 2 (D)    | 4   |      |
|                         |                                 |              | n-hexane      | 4 (D)    | 5   |      |
|                         |                                 |              |               | 2 (D)    | 4.1 |      |
|                         |                                 |              |               | 1 (D)    | 3.2 |      |
|                         |                                 |              | n-botanol     | 4 (D)    | 7   |      |
|                         |                                 |              |               | 2 (D)    | 6.5 |      |
| 1 (D)                   | 5                               |              |               |          |     |      |
| <i>C. arvensis</i>      | Peshawar                        | Leaves       | Methanol      | 0.1 (C)  | 5   | [82] |
|                         |                                 |              | n-hexane      | 0.1 (C)  | 6.2 |      |
|                         |                                 |              | Chloroform    | 0.1 (C)  | 7.1 |      |
|                         |                                 |              | Ethyl acetate | 0.1 (C)  | 6.2 |      |
|                         |                                 | Stem         | Methanol      | 0.1 (C)  | 4   |      |
|                         |                                 |              | n-hexane      | 0.1 (C)  | 6   |      |
|                         |                                 |              | Chloroform    | 0.1 (C)  | 6.2 |      |
|                         |                                 |              | Ethyl acetate | 0.1 (C)  | 5.5 |      |
|                         |                                 | Root         | Aqueous       | 0.1 (C)  | 3   |      |
|                         |                                 |              | Methanol      | 0.1 (C)  | 3.2 |      |
|                         |                                 |              | n-hexane      | 0.1 (C)  | 3.7 |      |
|                         |                                 |              | Chloroform    | 0.1 (C)  | 5.3 |      |
|                         |                                 |              | Ethyl acetate | 0.1 (C)  | 3.3 |      |
|                         |                                 |              |               |          |     |      |
| <i>D. innoxia</i>       | Mirpur (Azad Jammu Kashmir)     |              | Methanol      | 3 (C)    | 2   | [8]  |
|                         |                                 |              |               | 5 (C)    | 3.5 |      |
|                         |                                 |              |               | 7.5 (C)  | 4.5 |      |
|                         |                                 |              |               | 10 (C)   | 6   |      |
|                         |                                 |              |               | 12.5 (C) | 7   |      |
|                         |                                 |              |               | 15 (C)   | 8   |      |
| <i>D. regia</i>         | Karachi                         | Flower       | Ethanol       | 100 (C)  | 10  | [12] |
| <i>D. viscosa</i>       | Kohat                           | Aerial parts | Ethanol       | 3.2 (D)  | 11  | [11] |
| <i>E. gerardiana</i>    | Baluchistan                     | Whole plant  | Methanol      | 15 (D)   | 2.6 | [77] |
|                         |                                 |              |               | 12.5 (D) | 1.6 |      |
|                         |                                 |              |               | 10 (D)   | 1.5 |      |
|                         |                                 |              |               | 7.5 (D)  | 1.5 |      |
|                         |                                 |              |               | 5 (D)    | 1.4 |      |
| <i>E. camaldulensis</i> | Cherat, Mardan, Malakand, Kohat | Leaves       | Ethanol       | 10 (C)   | 18  | [30] |
| <i>F. carica</i>        | Cherat, Mardan, Malakand, Kohat | Leaves       | Ethanol       | 10 (C)   | 23  | [30] |

**Table 2 Antibacterial activities of Pakistani medicinal plants against *E. coli* at different concentration (Continued)**

|                            |                                 |                            |                |            |       |      |      |
|----------------------------|---------------------------------|----------------------------|----------------|------------|-------|------|------|
| <i>G. glabra</i>           | Peshawar                        | Root                       | Methanol       | 15 (D)     | 3.6   | [77] |      |
|                            |                                 |                            |                | 12.5 (D)   | 1.6   |      |      |
|                            |                                 |                            |                | 10 (D)     | 1.5   |      |      |
|                            |                                 |                            |                | 7.5 (D)    | 1.4   |      |      |
|                            |                                 |                            |                | 5 (D)      | 1.4   |      |      |
| <i>H. officinalis</i>      | Azad Jammu Kashmir              | Leaves                     | Methanol       | 15 (D)     | 1.4   | [77] |      |
|                            |                                 |                            |                | 12.5 (D)   | 1.2   |      |      |
| <i>J. adhatoda</i>         | Margalla Hills                  | Leaves                     | Methanol       | 15 (D)     | 2     | [77] |      |
|                            |                                 |                            |                | 12.5 (D)   | 1.6   |      |      |
|                            |                                 |                            |                | 10 (D)     | 1.5   |      |      |
|                            |                                 |                            |                | 7.5 (D)    | 1.4   |      |      |
|                            |                                 |                            |                | 5 (D)      | 1.4   |      |      |
| <i>M. neglecta</i>         | Swat                            |                            | Methanolic     | 4 (D)      | 13    | [83] |      |
|                            |                                 |                            | n-hexane       | 4 (D)      | 13.5  |      |      |
|                            |                                 |                            | Chloroform     | 4 (D)      | 14    |      |      |
|                            |                                 |                            | Aqueous        | 4 (D)      | 10    |      |      |
| <i>M. sylvestris</i>       | Rawal Dam                       | Leaves, root, flower       | Methanol       | 15 (D)     | 1.8   | [77] |      |
|                            |                                 |                            |                | 12.5 (D)   | 1.6   |      |      |
|                            |                                 |                            |                | 10 (D)     | 1.6   |      |      |
|                            |                                 |                            |                | 7.5 (D)    | 1.6   |      |      |
|                            |                                 |                            |                | 5 (D)      | 1.4   |      |      |
| <i>M. longifolia</i>       | Cherat, Mardan, Malakand, Kohat | Leaves                     | Ethanolic      | 10 (C)     | 18    | [30] |      |
| <i>N. microphyllum</i>     | Swat                            |                            |                | n-hexane   | 4 (D) | 13   | [83] |
|                            |                                 |                            |                | Chloroform | 4 (D) | 12   |      |
|                            |                                 |                            |                | Aqueous    | 4 (D) | 10   |      |
| <i>O. europaea</i>         | Cherat, Mardan, Malakand, Kohat | Leaves                     | Ethanolic      | 10 (C)     | 18    | [30] |      |
| <i>O. limbata</i>          | Cherat, Mardan, Malakand, Kohat | Leaves                     | Ethanolic      | 10 (C)     | 13    | [30] |      |
| <i>Otostegia limbata</i>   | Abottabad                       | Aerial parts               |                | Ethanolic  | 8 (C) | 11.5 | [1]  |
|                            |                                 |                            |                | methanolic | 8 (C) | 6    |      |
| <i>Phyllanthus emblica</i> | Kohat                           |                            | Methanol       | 50 (D)     | 9.66  | [9]  |      |
| <i>R. communis</i>         | Karachi                         | Leaves                     | Ethanol        | 100 (C)    | 12    | [12] |      |
| <i>S. surrattense</i>      | Mirpur (Azad Jammu Kashmir)     |                            | Methanol       | 3 (C)      | 1     | [8]  |      |
|                            |                                 |                            |                | 5 (C)      | 2.5   |      |      |
|                            |                                 |                            |                | 7.5 (C)    | 3     |      |      |
|                            |                                 |                            |                | 10 (C)     | 3.8   |      |      |
|                            |                                 |                            |                | 12.5 (C)   | 4     |      |      |
| <i>S. xanthocarpum</i>     | Lahore                          | Leaves, stem, flower, root | Ethanolic      | 5 (C)      | 11.84 | [84] |      |
|                            |                                 |                            |                | 50 (C)     | 14.52 |      |      |
|                            |                                 |                            |                | 100 (C)    | 16.78 |      |      |
| <i>T. foenum</i>           | Karachi                         | Seeds                      | Ethanol        | 100 (C)    | 10    | [12] |      |
| <i>V. album</i>            | Azad Jammu Kashmir              | Leaves, twigs              | Ethyle acetate | 100 (C)    | 24.96 | [85] |      |

**Table 2 Antibacterial activities of Pakistani medicinal plants against *E. coli* at different concentration (Continued)**

|                     |                                 |        |            |          |       |      |
|---------------------|---------------------------------|--------|------------|----------|-------|------|
|                     |                                 |        | Chloroform | 100 (C)  | 19.76 |      |
|                     |                                 |        | Ethanol    | 100 (C)  | 16.66 |      |
|                     |                                 |        | Methanol   | 100 (C)  | 16.93 |      |
|                     |                                 |        | Aqueous    | 100 (C)  | 9.16  |      |
| <i>W. somnifera</i> | Mirpur (Azad Jammu Kashmir)     |        | Methanol   | 3 (C)    | 1     | [8]  |
|                     |                                 |        |            | 5 (C)    | 3.7   |      |
|                     |                                 |        |            | 7.5 (C)  | 4     |      |
|                     |                                 |        |            | 10 (C)   | 7     |      |
|                     |                                 |        |            | 12.5 (C) | 8     |      |
|                     |                                 |        |            | 15 (C)   | 8     |      |
| <i>W. somnifera</i> | Cherat, Mardan, Malakand, Kohat | Leaves | Ethanol    | 10 (C)   | 18    | [30] |
| <i>Z. vulgaris</i>  | Mianwali                        | Fruits | Methanol   | 15 (D)   | 1.4   | [77] |

C = Concentration in the respective solvent; D = Concentration in DMSO solvent.

steroids, glycosides, flavonoids, L-Azetidine-2-carboxylic acid, lupeol etc. have been isolated from the plant when extracted with alcoholic solvents (Table 1).

#### *Dodonaea viscosa*

Traditional healers of Pakistan use mostly leaves' infusion of *D. viscosa* for curing different diseases caused by microbial agents (Table 1). The ethanolic extract of aerial parts of *D. viscosa* dissolved in DMSO solvent at 3.2 mg/ml concentration showed 11 mm inhibition zone [11] against *E. coli* (Table 2) that might be associated with the presence of tannins, saponins, flavonoids and terpenoids in the studied parts [51].

#### Medicinal plants extracted with butanol

Butanolic extracts of Pakistani medicinal plants also showed optimum anti-*E. coli* inhibitory activities. However, the use of butanol for plant extraction is very limited in Pakistan. Present review reported only 2 plants out of 34 extracted with butanol (Figure 1). Increase in concentration of butanolic extract in DMSO has significantly increased the inhibition zone against *E. coli* (Figure 3).

#### *Calotropis procera*

Traditional healers in the remote areas of Pakistan use *C. procera* in the form of infusion against gastro-intestinal troubles. The butanolic extract of stem and leaves of *C. procera* showed 6 mm inhibition against *E. coli* at 4 mg/ml concentration dissolved in DMSO (Table 2). Saponins, alkaloids, triterpenoids and flavonoids classes of compounds might be responsible for its strong anti-*E. coli* activity [39].

#### *Cistanche tubulosa*

No traditional uses of this plant has been reported in Pakistan, however, *in-vitro* scientific validation against *E. coli* provide a strong base for this plant to be used as potent medicinal plant. Butanolic extract of *C. tubulosa* dissolved in DMSO showed 7 and 6.5 mm inhibition against *E. coli* at concentration of 4 and 2 mg/ml, respectively (Table 2). Secondary metabolites such as glycosides and monoterpenes have been isolated from the butanolic extracts of this plant.

#### Medicinal plants' aqueous extracts

Water is also used as a solvent for the extraction of medicinal plants in Pakistan. Extraction of plants with organic solvents gives more consistent antimicrobial activities as compared to inorganic solvents [89]. Reason behind less activities of inorganic solvent might be due to the presence of better medium for growth and occurrence of microorganisms [90]. Furthermore, water-soluble compounds, such as polysaccharides and polypeptides have no real impact as antimicrobial agents [16]. This could be the main reason of limited use of water for the extraction of medicinal plants in Pakistan. Present review showed that only 2 plants that have been extracted using water as solvent (Figure 1). Negative correlation was found between concentration of aqueous extract of medicinal plants and the zone of anti-*E. coli* inhibition (Figure 3).

#### *Calotropis procera*

*C. procera* has shown antibacterial activities due to the presence of different phytoconstituents like flavonoids, tannins etc. Aqueous extracts of the leaves of *C. procera* showed 7.9 mm (4 mg/ml) and 6 mm (2 mg/ml) inhibition against *E. coli*, when dissolved in DMSO [17].

### **Malva neglecta**

Traditionally the plant is used against gastro-intestinal problems [40]. Aqueous extract of *M. neglecta* showed anti-*E. coli* inhibition zone of 10 mm on dissolving in DMSO at 4 mg/ml concentration [84] (Table 2). No study has been reported on the phytochemical screening of *M. neglecta* (Table 1).

### **Medicinal plants extracted with ethyl acetate**

Literature review has shown limited use of ethyl acetate for the extraction of medicinal plant in Pakistan against *E. coli*. Out of 34 medicinal plants, only 2 were extracted with ethyl acetate that showed inhibition against *E. coli* (Figure 1). Significant positive correlation was observed between the concentration of pure ethyl acetate extract and anti-*E. coli* inhibitory potential (Figure 2). Increase concentration of ethyl acetate in DMSO also increases inhibition potential against *E. coli*, however statistically it not significant (Figure 3).

### **Viscum album**

Traditionally, local people use *V. album* for variety of ailments like gastro-intestinal and anti-inflammatory (Table 1). The ethyl acetate extract of *V. album* showed 24.96 mm inhibition against *E. coli* at concentration of 100 mg/ml that might be due to the presence of variety of active phytoconstituents like 4'-O- $\beta$ -D-Apiosyl (1  $\rightarrow$  2)- $\beta$ -D-glucosyl]-5-hydroxyl-7-O-sinapylflavanone, 3-(4-acetoxy-3,5-dimethoxy)-phenyl-2E-propenyl- $\beta$ -D gluco-pyranoside and 5,7-dimethoxy-4'-hydroxy flavanone etc. [91,92].

### **Cichorium intybus**

*C. intybus* is traditionally used for the treatment of abdominal pain and diarrhea (Table 1). Root extract of *C. intybus* showed 7 mm inhibition against *E. coli* at 20 mg/ml concentration dissolved in DMSO solvent [80]. Antibacterial activity of *C. intybus* might be associated with the presence of different phytoconstituents (Table 2). There is no study reported on the ethyl acetate soluble phytoconstituents in the world. However, methanol soluble phytochemical are [lup-12,20 (29)-dien-3 $\beta$ -ol-3 $\beta$ -L-arabinofuranosyl-2'-hexadecanoate],[lup-12,20 (29)-dien-3 $\beta$ -olyl hexadecanoate] and [4 $\beta$ -(pent-2-enylolactone)-hexatriacontane] (Table 1).

### **Medicinal plants extracted with chloroform**

Literature study has indicated chloroform with high inhibition against *E. coli*. In total, 7 medicinal plants were extracted with chloroform (Figure 1). Significant positive correlation was found between anti-*E. coli* inhibition zone and concentration of plant extracts in their respective solvent.

### **Malva neglecta**

Ethnomedicinal properties of *M. neglecta* have already been discussed above. Chloroform extract of *M. neglecta* showed 14 mm zone of inhibition against *E. coli* at 4 mg/ml when dissolved in DMSO [83] (Table 2).

### **Cichorium intybus**

Chloroform extract of *C. intybus* has shown *in-vitro* inhibitory activity against *E. coli*. It showed 6.22 mm anti-*E. coli* inhibition zone at concentration of 20 mg/ml dissolved in DMSO [80].

### **Medicinal plants extracted with n-hexane**

N-hexane extracts does not exhibit better anti-*E. coli* activities. N-hexane extracts of different plants like *Terminalia catappa* and *Dodonaea viscosa* have been found with no antibacterial activities [11,93]. However, the present review showed that certain plants exhibit antibacterial activities when extracted with n-hexane solvent. In total, 10 out of 34 medicinal plants were extracted with n-hexane showing antibacterial activity (Figure 1), which could be due to difference in the phytochemistry between plants [27].

### **Cinnamomum zeylanicum**

Traditional importance of *C. zeylanicum* could be observed due to its varied utilization against different ailments (Table 1). N-hexane extract of *C. zeylanicum* at 50 mg/ml in DMSO has shown 10 mm inhibition against *E. coli* [9] (Table 2) that might be due to the presence of active phytoconstituents isolated from the bark of *C. zeylanicum* [45].

### **Carum copticum**

Ethnomedicinally, *C. copticum* induces appetite, remove kidney stone as well use for the treatment of digestion and whooping cough. Its seeds are taken with salt for gastric trouble (Table 1). According to Shinwari *et al.* [9] the n-hexane extract of this plant showed 8 mm zone of inhibition against the *E. coli* at 50 mg/ml in DMSO (Table 2). There is no study conducted so far on the phytochemistry of this plant.

### **Conclusions**

The present review concluded that inhabitants of remote areas of Pakistan are greatly dependent on ethnomedicinal plants for the treatment of different ailments caused by *E. coli*. Majority of medicinal plants have been proved *in-vitro* for their therapeutic activities against *E. coli*. Different organic and inorganic solvents have been used in Pakistan for medicinal plants extraction, however, methanol being used the most. Different compounds such as nimbin, alkaloids of *J. adathoda*; glycosides of *W. somnifera* etc. were found inhibiting the growth of *E. coli*. Ethnomedicinal knowledge provides baseline information for

the search of novel drugs and compounds against variety of infectious diseases cause by microorganisms. Therefore, detailed ethnomedicinal studies should be carried out in Pakistan in order to conserve this valuable knowledge before its extinction. Moreover, solvents other than methanol should also give preference in future as it could lead to the separation of some new therapeutic compounds that could be active against *E. coli*. Phytochemical screening of unexplored plants like *M. neglecta*, *C. copticum* etc. should be given focussed as it could result in development of new antimicrobial drugs with fewer side effects.

#### Competing interests

The authors declare that they have no competing interests.

#### Authors' contributions

All authors have fully contributed in writing and revising the manuscript critically. All authors read and approved the final manuscript.

#### Acknowledgements

The authors are highly indebted to departmental colleagues for their support.

#### Author details

<sup>1</sup>Department of Botany, Kohat University of Science and Technology, Kohat 26000, Pakistan. <sup>2</sup>Department of Biotechnology, Quaid-i-Azam University Islamabad, 44000 Islamabad, Pakistan.

Received: 21 March 2014 Accepted: 27 July 2014

Published: 19 August 2014

#### References

- Anwar F, Ali M, Hussain AI, Shahid M: Antioxidant and antimicrobial activities of essential oil and extracts of fennel (*Foeniculum vulgare* Mill.) seeds from Pakistan. *Flavour Fragr J* 2009, **24**:170–176.
- Stiffness M, Douros J: Current status of the NCI plant and animal product program. *Nat Prod* 1982, **45**(1):1–14.
- Bashir A, Ali N, Bashir S, Choudhary MI: Biological activities of aerial parts of *Tylophora hirsuta* Wall. *Afr J Biotechnol* 2009, **8**(18):4627–4631.
- Olayiwola A: WHO's traditional medicine programme: progress and perspective. *WHO Chron* 1984, **38**(2):76–81.
- Bashir S, Erum A, Kausar R, Saleem U, Rujia-Tulain U, Alamgeer: Antimicrobial activity of some ethno-medicinal plants used in Pakistan. *Res Pharm* 2012, **2**(1):42–45.
- Hocking GM: Pakistan medicinal plants. *Qual Plant Mat Veg* 1958, **6**:121–136.
- Ibrar M, Hussain F, Sultan A: Ethnobotanical studies on plant resources of Ranyal Hills, District Shangla. *Pakistan Pak J Bot* 2007, **2**:329–337.
- Mahmood A, Mahmood A, Tabassum A: Ethnomedicinal survey of plants from District Sialkot, Pakistan. *J Appl Pharm* 2011, **03**:212–220.
- Shinwari ZK, Salima M, Faisal R, Huda S, Asrar M: Biological screening of Indigenous knowledge based plants used in Diarrheal treatment. *Pak J Bot* 2013, **45**(4):1375–1382.
- Saroya AS: *Herbalism, Phytochemistry and Ethnopharmacology*. Enfield, New Hampshire New York: Science Publishers; 2011.
- Khurram M, Khan MA, Hameed A, Abbas N, Qayum A, Inayat H: Antibacterial activities of *dodonaea viscosa* using contact bioautography technique. *Molecule* 2009, **14**:1332–1341.
- Khursheed R, Naz A, Naz E, Sharif H, Rizwani GH: Antibacterial, antimycelial and phytochemical analysis of *ricinus communis* linn, *trigonella foenum grecum* linn and *delonix regia* (Bojer ex Hook.) Raf of Pakistan. *Romanian Biotechnol Lett* 2012, **17**(3):7237–7244.
- Hussain S, Jamil M, Ullah F, Khan A, Ullah F, Arfan M, Ahmad S, Khattoon L: Antimicrobial and antioxidant activities of the plant *Heliotropium strigosum*. *Afr J Biotechnol* 2010, **9**(45):7738–7743.
- Welch RA, Burland V, Plunkett G, Redford P, Roesch P, Rasko D, Buckles EL, Liou SR, Boutin A, Hackett J, Stroud D, Mayhew GF, DRose J, Zhou S, Schwartz DC, Perna NT, Mogley HLT, Donnenberg MS, Blattner FR: Extensive mosaic structure revealed by the complete genome sequence of uropathogenic *Escherichia coli*. *Proc Natl Acad Sci U S A* 2000, **99**(26):17020–17024.
- Riley L, Remis W, Helgerson RS: Hemorrhagic colitis associated with a rare *Escherichiacoli* serotype. *N Engl J Med* 1983, **308**:681–685.
- Cowan MM: Plant products as antimicrobial agents. *Clin Microbiol Rev* 1999, **12**:564–582.
- Bibi Z: *Antimicrobial Activity of Calotropis Procera*. A Thesis Submitted for Fulfillment of Degree of Masters in Chemistry. KUST: Kohat; 2013.
- Cohen ML: Epidemiology of drug resistance: implications for a post antimicrobial era. *Science* 1992, **257**:1050–1055.
- Amee R, Manges MPH, James R, Johnson MD, Foxman B, Timothy T, Bryan O, Kathleen E, Fullerton MPH, Lee W, Riley MD: Widespread distribution of urinary tract infections caused by a multidrug-resistant *escherichia colidonal* group. *N Engl J Med* 2001, **345**(14):1007–1013.
- Goettsch W, Ven Pelt W, Nagelkerke N, Hendrix MGR, Buiting AGM, Petite PL, Sabbe LJM, Griethuysen AJA, Neeling AJD: Increasing resistance to fluoroquinolones in *E. coli* from urinary tract infections in the Netherlands. *J Antimicrob Chemother* 2000, **46**:223–228.
- Kafaru E: Immense Help Formative Workshop. In *Essential Pharmacology*. 1st edition. Lagos, Nigeria: Publishers; 1994.
- Alder JD: Daptomycin, a new drug class for the treatment of Gram-positive infections. *Drugs Today* 2005, **41**:81.
- Walsh FM, Amyes SGB: Microbiology and drug resistance mechanisms of fully resistant pathogens. *Curr Opi Micro* 2004, **7**:439–444.
- Bibi Y, Nisa S, Chaudhary FM, Zia M: Antibacterial activity of some selected medicinal.plants of Pakistan. *BMC Complement Altern Med* 2011, **11**(52):1–7.
- Rauf A, Khan A, Rasool S, Shah ZA, Saleem M: *In-vitro* antifungal activity of three selected Pakistani medicinal plants. *Middle-East J Med Plants Res* 2012, **1**(2):41–43.
- Irshad S, Butt M, Younus H: *In-vitro* antibacterial activity of two medicinal plants Neem (*Azadirachta indica*) and Peppermint. *Int Res J Pharma* 2011, **01**(01):9–14.
- Ncube NS, Afolayan AJ, Okoh AI: Assessment techniques of antimicrobia I properties of natural compounds of plant origin: current methods and future trends. *Afri J Biotechnol* 2008, **7**(12):1797–1806.
- Aliero AAJ: Antimicrobial activity of *Solanum tomentosum*. *Afri J Biotechnol* 2006, **5**(4):369–372.
- Mahmood A, Mahmood A, Mahmood M: *In vitro* biological activities of most common medicinal plants of family solanaceae. *World Appl Sci J* 2012, **17**(8):1026–1032.
- Subhan F, Islam T, Asif M, Rehman H: *Exploration of Medicinal Plants Activity Against Human Pathogenic Bacteria*, A thesis submitted for fulfillment of degree of BS (Hons), *Microbiology department*. KUST: Kohat; 2013.
- Matsuda H, Murakami T, Kishi A, Yoshikawa M: Structures of Withanosides I, II, III, IV, V, VI, and VII, new withanolide glycosides, from the roots of *Indianwithania somnifera* dunal. and inhibitory activity for tachyphylaxis to clonidine in isolated Guinea-Pig Ileum. *Bioorg Med Chem* 2001, **9**:1499–1507.
- Rani S, Khan SA, Ali M: Phytochemical investigation of the seeds of *Althea officinalis* L. *Nat Prod Res* 2010, **24**(14):1358–1364.
- Gudej J, Bleganowska ML: Chromatographic investigations of flavonoid compounds in the leaves and flowers of some species of the genus *althaea*. *Chromatographia* 1990, **30**(5):333–336.
- Husain SZ, Malik RN, Javaid M, Bibi S: Ethnobotanical properties and uses of medicinal plants of Morgah biodiversity park, Rawalpindi. *Pak J Bot* 2008, **40**(5):1897–1911.
- Murad W, Azizullah A, Adnan M, Tariq A, Khan KU, Waheed S, Ahmad A: Ethnobotanical assessment of plant resources of Banda Daud Shah, District Karak, Pakistan. *J Ethnobiol Ethnomed* 2013, **9**:77.
- Sultana S, Khan MA, Ahmad M, Zafar M: Indigenous knowledge of folk herbal medicines by the women of district Chakwal. *Pakistan Ethnobot Leaflets* 2006, **10**:243–253.
- Ley SV, Denholm AA, Wood A: The Chemistry of Azadirachtin. *Nat Prod Rep* 1993, **10**:109–157.
- Babadjamiay RC, Faure R, Boukef K, Balansard GAnd E, Vidal E: Arvensoside A and B, Triterpenoid Saponins from *Calendula Arvensis*. *Phytochemistry* 1987, **26**(6):1785–1788.
- Hassan SW, Bilbis FL, Lada MJ, Umar RA, Dangoggo SM, Saidu Y, Abubaker MK, Faruk UZ: Evaluation of antifungal activity and phytochemical analysis of leaves, roots and stem barks of *Calotropis procera*. (Asclepiadaceae). *Pak J Biol Sci* 2006, **9**(4):2624–2629.



40. Haq F, Habib Ahmad H, Alam M: **Traditional uses of medicinal plants of Nandiar Khuwarr catchment (District Battagram), Pakistan.** *J Med Plants Res* 2011, **5**(1):39–48.
41. Mahmoud A, ElSohly, Slade D: **Chemical constituents of marijuana: the complex mixture of natural cannabinoids.** *Life Sci* 2005, **78**:539–548.
42. Turner TE, Elsohly MA, Boeren EG: **Constituent of *Canabis Sativa* L. XVII. A review of the natural constituents.** *J Nat Prod* 2009, **43**(2):169–234.
43. Ahmad M, Khan MA, Manzoor S, Zafar M, Sultana S: **Check list of medicinal flora of Tehsil Isakhel, District Mianwali-Pakistan.** *Ethnobotanical Leaflets* 2006, **10**:41–48.
44. Kumari R, Ali M, Aeri V: **Two new triterpenoids from *Cichorium intybus* L. Roots.** *J Asian Nat Prod Res* 2012, **14**(1):7–13.
45. Belemkar S, Kumar A, Pata MK: **Pharmacological screening of herbal extract of piper nigrum (Maricha) and Cinnamomum zeylanicum (Dalchini) for anticonvulsant activity.** *Ethnopharmacology* 2013, **2**(2):1–5.
46. Xie H, Morikawa T, Masuda H, Nakamura S, Muraoka O, Yoshikawa M: **Monoterpene constituents from *Cistanche tubulosa*—chemical structures of kankanosides A-E and kankanol.** PMID: 16651763 [PubMed-indexed for MEDLINE] 2008.
47. Kocor M, Pyrek JS, Atal CK, Bedi KL, Sharma BR: **Triterpenes of *Datura innoxia* Mill. Structure of Daturadiolone and Daturaolone.** *J Organic Chem* 1973, **38**(21):3685–3688.
48. Roy SP, Gupta R, Bhadra D, Kannadasan T: **A review on some indigenous medicinal plants with hepatoprotective activity.** *J Chem Pharma Sci* 2013, **6**(2):85–92.
49. Jahan I, Rahman MS, Rahman MZ, Kaisar MA, Islam MS, Wahab A, Rashid MA: **Chemical and biological investigations Of *Delonix regia* (Bojer ex Hook).** *Raf Acta Pharm* 2010, **60**:207–215.
50. Sung ML, Fowden L: **Azetidine-2-carboxylic acid from the legume *Delonix regia*.** *Phytochemistry* 1969, **8**(10):2095–2096.
51. Prakash NKU, Selvi CR, Sasikala V, Dhanalakshmi S, Prakash SBU: **Phytochemistry and Bio-Efficacy of a weed, *Dodonaea viscosa*.** *Int J Phar Pharma Sci* 2012, **4**(2):509–512.
52. Singab AN, Ayoub N, Eman A-S, Martiskainen O, Sinkkonen J, Pihlaja K: **Phenolic constituents of eucalyptus camaldulensis Dehnh, with potential antioxidant and cytotoxic activities.** *Rec Nat Prod* 2011, **5**(4):271–280.
53. Kalaskar MG, Shah DR, Raja NM, Surana SJ, Gond NY: **Pharmacognostic and Phytochemical Investigation of *Ficus carica* Linn.** *Ethnobotanical Leaflets* 2010, **14**:599–609.
54. Varsha S, Agrawal RC: **Glycyrrhiza glabra- a plant for the future.** *Mintage J Pharma Med Sci* 2013, **2**(3):15–20.
55. Matsuura H, Miyazaki H, Asakawa C, Amano M, Yoshihara T, Mizutani J: **Isolation of  $\alpha$ -glucosidase inhibitors from hyssop (*Hyssopus officinalis*).** *Phytochemistry* 2004, **65**:91–97.
56. Wang N, Yang XW: **Two new flavonoid glycosides from the whole herbs of *Hyssopus officinalis*.** *J Asian Nat Prod Res* 2010, **12**(12):1044–1050.
57. Geone MC, Alcântara AF De C: **Chemical constituents and biological activities of species of *Justicia*- a review.** *Revista Brasileira De Farmacognosia Brazilian J Pharmacognosy* 2011, **22**(1):220–238.
58. Kumar A, Ram J, Samarth RM, Kumar M: **Modulatory influence of *Adhatoda vasica* Nees leaf extract against gamma irradiation in Swiss albino mice.** *Phytomedicine* 2005, **12**:285–293.
59. Ilahi I, Iqbal Z, Rehman SU: ***Cistanche tubulosa* (Schenk) r. wight an important medicinal plant occurring in sand dunes of Karak, N.W.F.P., Pakistan.** *Pak J Bot* 2010, **42**(1):537–547.
60. Veshkurova O, Golubenko Z, Pshenichnov E, Arzanova I, Uzbekov V, Sultanova E, Salikhov S, Williams HJ, Reibenspies JH, Puckhaber LS, Stipanovic RD: ***Malvone A*, a phytoalexin found in *Malva sylvestris* (family Malvaceae).** *Phytochemistry* 2006, **67**:2376–2379.
61. Ali MS, Saleem M, Ahmad W, Parvez M, Yamdagni R: **A chlorinated monoterpene ketone, acylated  $\beta$ -sitosterol glycosides and a flavanone glycoside from *Mentha longifolia* (Lamiaceae).** *Phytochemistry* 2002, **59**:889–895.
62. Sharaf M, Ansari MAE, Saleh NAM: **Flavone glycosides from *Mentha longifolia*.** *Fitoterapia* 1999, **70**:478–483.
63. Khan MY, Panchal S, Vyas N, Butani A, Kumar V: ***Olea europaea*: a phyto-pharmacological review.** *Pharmacog Rev* 2007, **1**(1):112–116.
64. Benavente GJ, Castillo J, Lorente A, Ortuno A, Del Rio JA: **Antioxidant activity of phenolics extracted from *Olea europaea* L. leaves.** *Food Chem* 2000, **68**:457–462.
65. Khan A, Ahmad WU, Farooq U, Bader S, Arshad S: **Two new flavonol glycosides from *Otostegia limbata* benth.** *Chem Pharm Bull* 2009, **57**(3):276–279.
66. Shao-Hua W, Wub DG, Chen YW: **Chemical constituents and bioactivities of plants from the genus *paeonia*.** *Chem Biodivers* 2010, **7**:90–104.
67. Jan S, Khan MA, Din SU, Murad W, Hussain M, Ghani A: **Herbal Rmidies used for gastro-intestinal disorders in Kaghan Valley, NWFP, Pakistan.** *Pak J Weed Sci Res* 2008, **14**(3–4):169–200.
68. Riaz N, Anis I, Malik A, Ahmed Z, Rehman AU, Muhammad P, Nawaz SA, Choudhary MI: **Paeonins A and B, lipoygenase inhibiting monoterpene galactosides from *Paeonia emodi*.** *Chem Pharm Bull* 2003, **51**(3):252–254.
69. Dhale DA, Mogle UP: **Phytochemical screening and antibacterial activity of *Phyllanthus emblica* (L.).** *Sci Res Rep* 2011, **1**(3):138–142.
70. Rehman HU, Yasin KA, Choudhary MA, Khaliq N, Rahman AU, Muhammad Iqbal Choudhary MI, Malik S: **Studies on the chemical constituents of *Phyllanthus emblica*.** *Nat Prod Res* 2007, **21**(9):775–781.
71. Singh PP, Ambika, Chauhan SMS: **Activity guided isolation of antioxidants from the leaves of *Ricinus communis* L.** *Food Chem* 2009, **114**:1069–1072.
72. Singh OM, Singh TP: **Phytochemistry of *Solanum xanthocarpum*: an amazing traditional healer.** *J Sci Ind Res* 2010, **69**:732–740.
73. Singh OM, Subharani K, Singh NI, Devi NB, Nevidita L: **Isolation of steroidal glycosides from *Solanum xanthocarpum* and studies on their antifungal activities.** *Nat Prod Res* 2007, **21**(7):585–590.
74. Guo-Rong Wang GR, Tang WZ, Yao QQ, Zhong H, Liu YJ: **New flavonoids with 2BS cell proliferation promoting effect from the seeds of *Trigonella foenum-graecum* L.** *J Nat Med* 2010, **64**:358–361.
75. Abbasi AM, Khan SM, Ahmad M, Khan MA, Quave CL, Pieroni A: **Botanical ethnoveterinary therapies in three districts of the Lesser Himalayas of Pakistan.** *J Ethnobiol Ethnomed* 2013, **9**(1):84. 1–20.
76. Biswas K, Chattopadhyay I, Banerjee RK, Bandyopadhyay U: **Biological activities and medicinal properties of neem (*Azadirachta indica*).** *Curr Sci* 2002, **82**(11):1336–1345.
77. Walter C, Shinwari ZK, Afzal I, Malik R: **Antibacterial activity in herbal products used in Pakistan.** *Pak J Bot* 2011, **43**:155–162.
78. Aslam F, Rehman KU, Asghar M, Sarwar M: **Antibacterial activity of various phytoconstituents of Neem.** *Pak J Agri Sci* 2009, **46**(3):209–213.
79. Ahmad A: **Antimicrobial, Antioxidative and Phytochemical Evaluation of *Cichorium Intybus* and Related Species,** A thesis submitted for fulfillment of degree of MASTERS of Philosophy in Chemistry. KUST: Kohat; 2010.
80. Sattar FI: **Antibacterial and Antifungal Activities of *Cichorium Intybus*,** A thesis submitted for fulfillment of degree of Masters in Chemistry. Kohat: kust; 2010.
81. Rehman A: **Antibacterial and Anti-Fungal Activity of Medicinal Plant *Cistanche Tubulosa*,** A thesis submitted for fulfillment of degree of M.sc, chemistry department. KUST: Kohat; 2013.
82. Raza M, Fozia, Rehman A, Wahab A, Iqbal H, Ullah H, Ahmad S, Ahmad I, Shah SM: **Comparative antibacterial study of *Convolvulus arvensis* collected from different areas of Khyber Pakhtunkhwa, Pakistan.** *Int Res J Pharm* 2012, **3**(10):220–222.
83. Intiaz B: **Antimicrobial Activity of *Malva Neglecta* and *Nasturtium Microphyllum*,** A thesis submitted for fulfillment of degree of BS (Hons), chemistry department. KUST: Kohat; 2011.
84. Ghani MU, Farooq MU, Khan MTJ: **Phytochemical investigations and evaluation of antibacterial and Irritant potential of different extract of whole plant of *Solanum xanthocarpum* schrd and wendl.** *J Chin Chem Soci* 2010, **57**:1257–1262.
85. Hussain MA, Khan MQ, Hussain N: **Antimicrobial screening of viscum album L. extracts.** *2nd Int Conf Environ Sci Technol IPCBEE* 2011, **6**:203–208.
86. Rachana, Sujata B, Mamta P, Manoj KP, Sonam S: **Review and future perspectives of using vasicine, and related compounds.** *IGJPS* 2011, **1**:85–98.
87. Papachristos DP, Stamopoulos DC: **Repellent, toxic and reproduction inhibitory effects of essential oil vapours on *Acanthoscelides obtectus* (Say) (Coleoptera: Bruchidae).** *J Stored Prod Res* 2002, **38**:117–128.
88. Samarth RM, Kumar A: ***Mentha piperita* (Linn) leaf extract provides protection against radiation induced chromosomal damage in bone marrow of mice.** *Indian J Exp Biol* 2003, **41**:229–237.
89. Tiwari P: **Phytochemical screening and extraction: a review.** *Int Phar Sci* 2011, **1**(1):98–106.
90. Lapornik B, Prosek M, Wondra AG: **Comparison of extracts prepared from plant by-products using different solvents and extraction time.** *J Food Eng* 2005, **71**:214–222.

91. Shelar P, Reddy SVK, Shelar SGS, Reddy GVS: **Medicinal value of mangroves and its antimicrobial properties – a review.** *Continental J Fisheries Aquatic Sci* 2012, **6**(1):26–37.
92. Choudhary MI, Maher S, Begum A, Khan AA, Ali S, Khan A, Rehman SU, Rahman AU: **Characterization and antiglycation activity of phenolic constituents from *Viscum album* (European Mistletoe).** *Chem Pharm Bull* 2010, **58**(7):980–982.
93. Muhammad, Mudi SY: **Phytochemical screening and antimicrobial activities of *Terminalia catappa*.** *Leaf Extracts* 2011, **23**(1):35–39.

doi:10.1186/s12941-014-0040-6

**Cite this article as:** Adnan et al.: Ethnomedicinal and phytochemical review of Pakistani medicinal plants used as antibacterial agents against *Escherichia coli*. *Annals of Clinical Microbiology and Antimicrobials* 2014 **13**:40.

**Submit your next manuscript to BioMed Central and take full advantage of:**

- Convenient online submission
- Thorough peer review
- No space constraints or color figure charges
- Immediate publication on acceptance
- Inclusion in PubMed, CAS, Scopus and Google Scholar
- Research which is freely available for redistribution

Submit your manuscript at  
[www.biomedcentral.com/submit](http://www.biomedcentral.com/submit)

